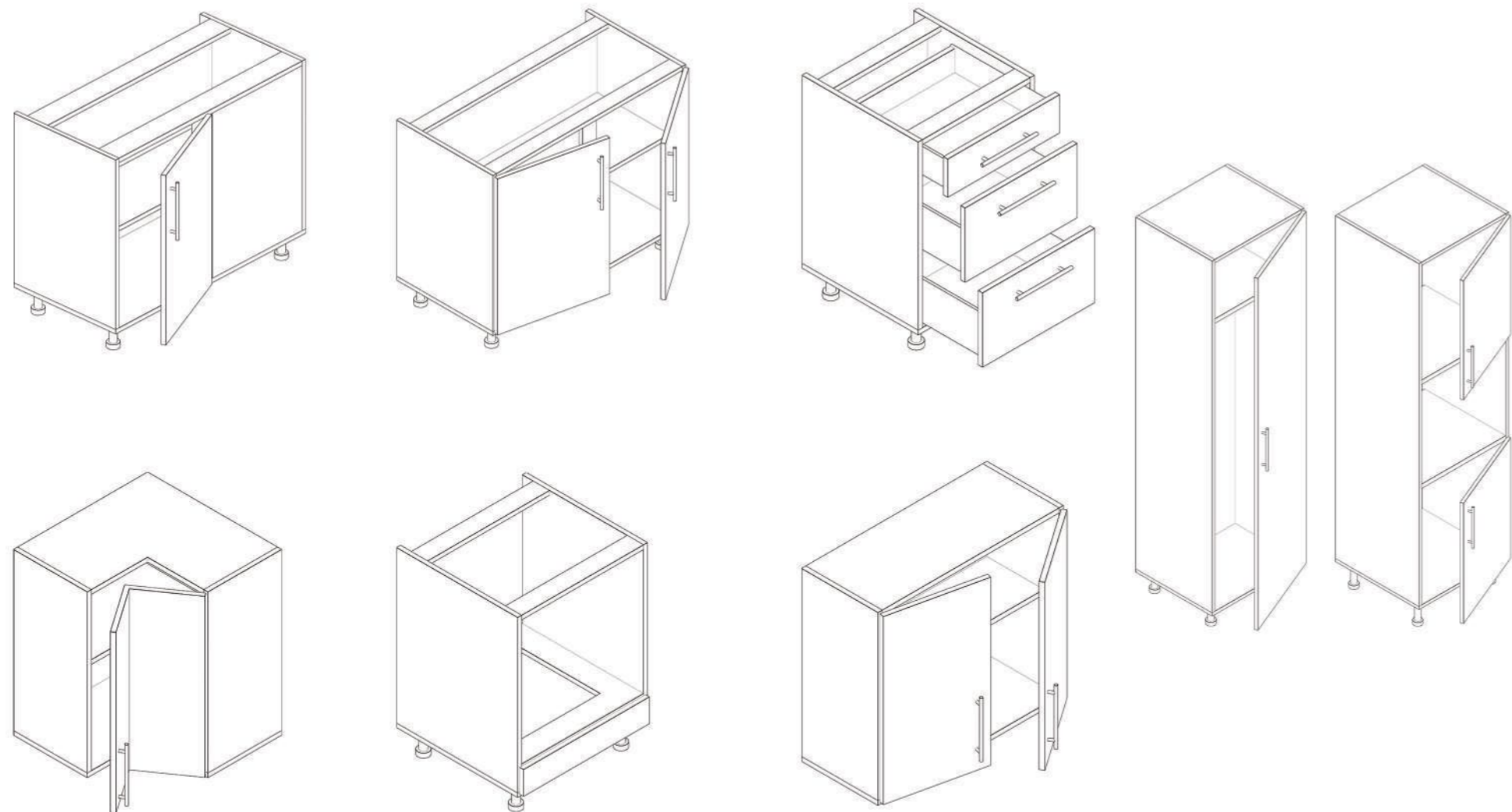




# ABSTRACT

## KITCHEN COLLECTION

[www.abstractNW.co.uk](http://www.abstractNW.co.uk)



## Our Carcasses

All of our carcasses are made of 18mm thick MFC with 8mm solid back panels to give the ultimate durability and longevity for your kitchen. Units come fully assembled with soft close Hafele hinges, soft close drawer boxes and height adjustable legs. All our units have been tested and conform to BS-EN 14749:2005



## Contents

- Contemporary Kitchens
- Traditional Kitchens
- Contract Kitchens
- Worktops
- Sinks & Taps
- Handles
- Accessories
- Lighting
- Appliances

[www.abstractNW.co.uk](http://www.abstractNW.co.uk)

Fern Mill  
 Haslingden Old Road  
 Oswaldtwistle  
 Lancashire  
 BB5 3RG

**Email:**  
[enquiries@abstractNW.co.uk](mailto:enquiries@abstractNW.co.uk)

**Tel:**  
 01254 490357  
 07766 628189



# Contemporary

Looking for minimal design or modern high gloss handle-less doors?  
We have a vast range of contemporary door styles that will create the look you desire.



## Larissa Gloss White

The simple lines, beautiful finish and handle-less kitchen doors of Larissa bring contemporary stylish simplicity into your home.



## Lucente Anthracite

For a sleek and contemporary kitchen choose the ultra chic Lucente handle-less door. This cutting edge design offers uncompromised style whilst leading the trend; perfect for the design savvy customer.



Lucente  
Black



Lucente  
Stone



Lucente  
Pavilion



Lucente  
Grey



Lucente  
White



Lucente  
Cream



## Moda White

For a minimal yet cutting-edge kitchen, choose our all new Moda handle-less door. This simple yet stylish design is easy to accessorise and will have your home looking contemporary in no time.



Moda  
**Platinum**



Moda  
**Pavilion**



Moda  
**Anthracite**



## Odyssey Stone Grey

Odyssey high gloss doors offer a superior look with no compromise on style. Modern handles complete this stunning and individual look. Odyssey can be mixed with other colours in the range to create a great effect in any house.



Odyssey  
Black



Odyssey  
White



Odyssey  
Mussel



Odyssey  
Aubergine



## Vivo White

Contemporary or classic; the Vivo range has a clean, timeless design which can be used to create any desired kitchen aesthetic. The use of pan drawers and curved doors provides a soft yet exclusive and streamlined look.



Vivo  
Grey



Vivo  
Ivory



Vivo  
Cashmere



## Imola Anthracite

Imola Anthracite combines the strong lines and bold aesthetic with a soft matt finish, giving the room that striking look and relaxing feel.



## Imola White





### Hapton Ivory

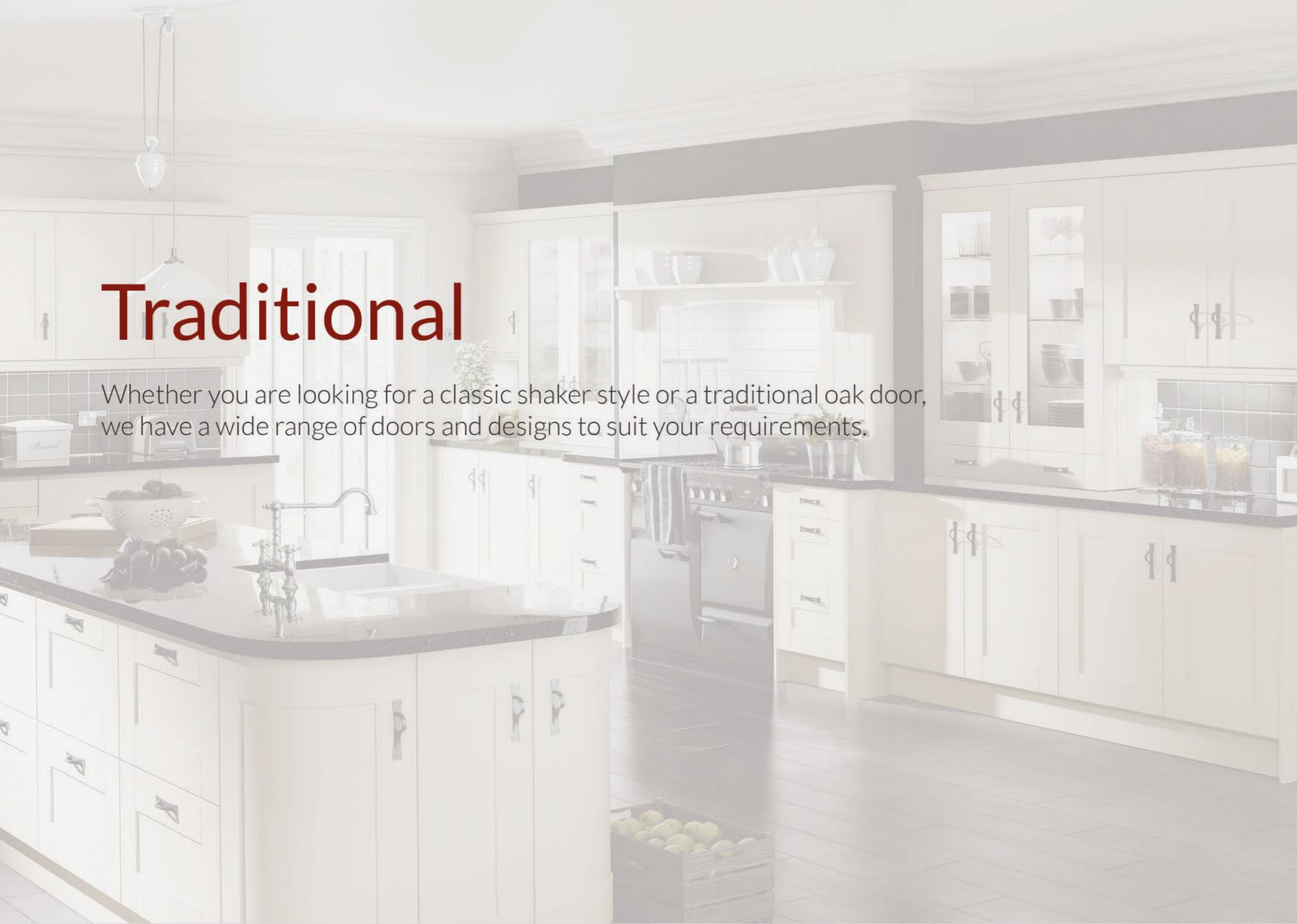
If you prefer a light ambience to your kitchen, why not choose Hapton? It captures all the subtle features and contours of the beech version but in a stunning ivory finish.



Hapton  
Beech

# Traditional

Whether you are looking for a classic shaker style or a traditional oak door, we have a wide range of doors and designs to suit your requirements.



## Maine

Character Oak timber doors create a traditional setting. The design of Maine is further enhanced by the raised centre panel which adds to the classically rustic effect that this door brings to its surroundings.



## Buckingham Mussel

Buckingham has a rustic appeal with a 5 piece shaker style effect design. Both traditional and modern finishes are reflected in Buckingham's finish.



Buckingham  
**Ivory**



Buckingham  
**Dakar**



## Cartmel Dakar

Timeless in its design, Cartmel hand painted creates an elegant and welcoming environment in any home. The neutral tones and simplistic design offer an uncomplicated living space.



Cartmel Hand Painted  
**French Grey**



Cartmel Hand Painted  
**Cream**



Cartmel Hand Painted  
**Cashmere**



Cartmel Hand Painted  
**Brown Grey**



Cartmel Hand Painted  
**Blue**



Cartmel Hand Painted  
**White**



## Cartmel Ivory

Timeless in its design, Cartmel hand painted creates an elegant and welcoming environment in any home. The neutral tones and simplistic design offer an uncomplicated living space.



Cartmel Hand Painted  
**Stone Grey**



Cartmel Hand Painted  
**Sage Green**



Cartmel Hand Painted  
**Mussel**



Cartmel Hand Painted  
**Light Grey**



Cartmel Hand Painted  
**Lava**



### Dakota

Subtle styling combined with character oak creates a warm, rustic setting. This atmosphere is further enhanced by the inclusion of a traditionally styled range cooker and completed with the use of black cage handles.



### Linea Ivory

Shown here with classic accessories, built-in appliances and a stainless steel extractor, Linea creates the perfect traditional or contemporary style kitchen. The use of curved units adds a stunning finishing touch to your kitchen.



## Gresham Vanilla

Gresham offers traditional shaker styling with an added touch of elegance. The use of tongue and groove panelling adds to the overall traditional feel of this extremely popular kitchen.



Gresham  
Beech



Gresham  
Ivory



Gresham  
Olive



Gresham  
White



### Malham Sage Olive

Malham can be contemporary or traditional dependant on the kitchen design. Plate racks, trellis bottle racks, curved doors and turned solid pilasters are all part of a range of complimentary accessories.



### Mayfair Mussel

If you wish to create a bright, airy space, whilst retaining a classic look, then Mayfair is the kitchen for you. The soft panelled doors match perfectly with the gun metal finish of the handles shown.





## Richmond Stone Grey

The warm and welcoming oak combined with its simple uncomplicated design make this a perfect choice for any environment.



Richmond Hand Painted  
**Light Grey**



Richmond Hand Painted  
**Mussel**



Richmond Hand Painted  
**Lava**



Richmond Hand Painted  
**Dakar**



Richmond Hand Painted  
**Cream**



Richmond Hand Painted  
**Brown Grey**



## Richmond Cashmere

The warm and welcoming oak combined with its simple uncomplicated design make this a perfect choice for any environment.



Richmond Hand Painted  
**Blue**



Richmond Hand Painted  
**Ivory**



Richmond Hand Painted  
**White**



### New England

New England cleverly combines traditional oak timber and an in-frame style to create an aesthetic rural idyll. The use of black, traditionally styled handles produces a truly refined look.



### Boston Cream

Combining contemporary styling with a traditional tongue and groove effect centre panel in easy to care for vinyl. Boston brings a spacious and warm feel to your kitchen.

## Contract

The contract range is a cost effective alternative for landlords with multiple properties. It provides a high quality solution at a highly competitive price. Available in a range of finishes. Choose from woodgrain, coloured or a combination of both.

## Design

All kitchen designs come with 3D renders and a measurement plan of the room and units to help you visualise.

## Fit-out

We also offer a complete fit-out service where we can replace your existing kitchen and fully install your new one.



## Woodgrain



Hacienda White



Driftwood



Hacienda Black



Zebrano

## Coloured



Cream Gloss



Grey Matt



White Gloss

## Worktops

Our range of kitchen worktops feature a wide range of different materials and finishes selected to transform the look of your kitchen. Samples and a full range are available on request.



Etna Crystal



Classic Travertine Crystal



## Worktops


We can also supply bespoke worktops to your required specification. Choose from Granite, Solid Surface, Timber and Laminate worktops in a range of textures, finishes, colours and thicknesses.



Nero Caldera Fireglaze



Urban Travertine Burnish



Cosmopolitan Concrete Burnish



Asteroid Burnish



Alhambra Burnish



Blackstone Crystal



Cape Wenge Grained



Walnut Wideblock




Siam Ebony Finewood



Beech Block Crystal




Pure White Crystal



Diamond Black Crystal

## Kemp

The Kemp is sophisticated, agile and tough; capable of resisting any knocks, bumps and stains to maintain its aesthetics. Practical, hardwearing and distinct in its design, the Kemp is ideal for the family kitchen.



Rangemaster Kemp 1 1/2 bowl sink and drainer



## Manhattan

The Manhattan combines fantastic good looks with universal appeal. It is immensely practical and hard-working, with a recessed drainer preventing water spillage and low profile edges providing a flush, hygienic appearance.



Rangemaster Manhattan 1 1/2 bowl sink and drainer

## Keyhole

Modern, innovative and beautifully understated. Its large, round bowl is ideal for rinsing large pans and woks while a deep, recessed drainer provides useful additional space for food preparation. The recess also ensures no water spillage when you're draining larger items.



Rangemaster Keyhole 1 1/2 bowl sink and drainer

## Sedona

When practicality and functionality ranks higher than state-of-the-art styling in a kitchen application, the 18/10 stainless steel Sedona, is the optimum choice for any kitchen scheme. With generously proportioned 1 or 1 1/2 welded bowls, the Sedona features a circular basket strainer



Rangemaster Sedona 1 1/2 bowl sink and drainer

## Michigan

Crafted from premium grade 18/10 stainless steel, the Michigan offers a durable 1.0 bowl and 1 and 1/2 bowl, making it suitable for all cabinetry designs.



Rangemaster Michigan 1 1/2 bowl sink and drainer

## Sinks & Taps

We source and supply appliances from a wide range of manufacturers, giving you scope to choose the perfect appliances for your kitchen.

## Glendale

The Glendale offers the flexibility of a single bowl or 1 1/2 bowl option, the drainer takes on a bold linear design which is easy to clean and sits perfectly within a range of kitchen styles.



Rangemaster Glendale 1 1/2 bowl sink and drainer

## Baltimore

Flexible in form and function, the Baltimore family includes compact, standard single bowl and 1 1/2 bowl variants. The Baltimore collection hosts three quality sinks which are at home in either contemporary or traditional kitchens.



Rangemaster Baltimore 1 1/2 bowl sink and drainer

## Langdale

The Langdale is practical with the polished surface giving an eye-catching, shimmering finish. The Langdale's wavy drainer pattern gives it a modern style capable of integrating into any kitchen.



Rangemaster Langdale 1 1/2 bowl sink and drainer

## Amethyst Igneous

The modern classic lines of this elegant sink will look at home in a contemporary or traditional kitchen. Chose the more compact single bowl model if you're pushed for space or spread out with the 1 1/2 bowl model, complete with generous draining area.



Rangemaster Amethyst Igneous 1 1/2 bowl sink and drainer

## Magma Igneous

Step up to the water-saving benefits of Magma, which sports an inovative stepped bowl design that takes moments to fill, yet leaves plenty of room for pots and pans. Boasting a smooth, sculptural profile, with elegant fluted drainer and crisp stainless steel overflow.



Rangemaster Magma Igneous 1 1/2 bowl sink and drainer

## Carrock

The Carrock's continental styling and practical design makes it the ideal kitchen sink for a corner unit or island work station. Featuring robust granite material, the Carrock is resistant to knocks, stains and heat; perfect for a busy family kitchen.



Carrock 1 1/2 bowl sink and drainer

## Lunar

Enjoy the softly curved features of the Lunar sink, which boasts a spacious 1 1/2 bowl, the Lunar is made from a high quality synthetic material that's incredibly robust. Its minimalist draining area is precisely angled to carry away water with ease.



Rangemaster Lunar 1 1/2 bowl sink and drainer

## Leighton

The stainless steel used to manufacture the Leighton complements its elegant contours and curves to bring a seamless appearance to your kitchen. The stainless steel Leighton remains an ideal solution for a compact kitchen by utilising all of the space available.



Leighton single bowl sink and drainer.

## Marden

The Marden is a great example of the granite range of sinks; clean and tough. The Marden can cope with the demands of everyday living and remain refined.



Marden 1 1/2 bowl sink and drainer

## Nevada

The Nevada collection offers a unique blend of ceramic durability and ultra contemporary styling. With sleek bowls and a deep recessed drainer the sink is easy to clean and extremely hard wearing. Available in single bowl, and in contrasting black or white.



Rangemaster Nevada 1 1/2 bowl sink and drainer

## Portland

Designed to sit elegantly within a variety of kitchen schemes, the charming Portland fire-clay ceramic sink bears a smooth, high gloss finish, being both easy to clean and extremely durable. A choice of single bowl or 1 1/2 bowl variants offers flexibility to suit your everyday use.



Rangemaster Portland 1 1/2 bowl sink and drainer

## Classic Belfast

There's very little that captures the true essence of a traditional British kitchen quite like a Belfast sink. Finished in a high lustre white gloss, complete with a traditionally styled weir waste overflow.



Rangemaster Classic Belfast single bowl sink

## SNU Hot 3-in-1

The SNU Hot 3-in-1 is a stylish tap capable of delivering cold, warm or 97 °C water at any time through one stylish tap fitting.



## Cruciform Spa Tap

The Rangemaster Cruciform filter taps can offer simplicity in installation, maintenance and function. Easy to install through push-fit connectors and hassle-free to maintain with replacement filter cartridges allows you to choose between filtered and unfiltered water..



## Aquaflow 4

The Aquaflow 4 single lever tap comes in a chrome finish.



## Pro Spray

The Pro Spray comes in a chrome finish.





## Aquamode

The Aquamode tap comes in a chrome or brushed finish.



## Aquapro

The Aquapro tap comes in a chrome or brushed finish.



## Aquadisc

The Aquadisc tap comes in a chrome finish with a pull-out feature.



## Aquapro

The Aquapro tap comes in a chrome or brushed finish.



## Aquatrend

The Aquatrend tap comes in black with a chrome or brushed finish.



## Aquadisc Monobloc

The Aquadisc comes in a chrome or brushed finish.



## Quadrant

The Quadrant tap comes in a chrome or brushed finish.



## Belfast Traditional

The Aquadisc comes in a chrome or brushed finish.



**METROPOLIS offset handle**

> Stainless steel

Fixings

Length	Hole centres	Finish
42 mm	32 mm	Satin
170 mm	160 mm	
234 mm	224 mm	

**METROPOLIS pull handle**

> Stainless steel  
> Order qty: 1 pc

Fixings

Length	Hole centres	Finish
208 mm	192 mm	Satin
336 mm	320 mm	
464 mm	448 mm	

**METROPOLIS bow handle**

> Stainless steel

Fixings

Length	Hole centres	Dim. A	Finish
181 mm	160 mm	31 mm	Satin
259 mm	224 mm	32 mm	
365 mm	320 mm	33 mm	

**DUNBAR D handle**

> Zinc alloy

Fixings

Length	Hole centres	Finish
192 mm	160 mm	Polished chrome
227 mm	192 mm	Brushed nickel

**CROSBY D handle**

> Zinc alloy

Fixings

Length	Hole centres	Finish
192 mm	160 mm	Polished chrome
201 mm	160 mm	Brushed nickel

**ROMILLY D handle**

> Zinc alloy

Fixings

Length	Hole centres	Finish
172 mm	160 mm	Polished chrome
204 mm	192 mm	Brushed nickel

**BARLEY bar handle, Ø 20 mm**

> Stainless steel  
> Order qty: 1 pc

Fixings

Length	Hole centres	Dim. A
156 mm	96 mm	30 mm
188 mm	128 mm	30 mm
220 mm	160 mm	30 mm
252 mm	192 mm	30 mm
284 mm	224 mm	30 mm
344 mm	284 mm	30 mm
444 mm	384 mm	30 mm
544 mm	484 mm	30 mm
655 mm	595 mm	30 mm
Additional centre support		
706 mm	646 mm	30 mm
835 mm	775 mm	30 mm

**Bar handle**

> Brushed stainless steel  
> Order qty: 1 pc

Fixings

Length	Hole centres	Cat. No.
150 mm	128 mm	
182 mm	160 mm	
214 mm	192 mm	
314 mm	292 mm	
342 mm	320 mm	
514 mm	492 mm	
814 mm	792 mm	

**BOROS boss handle**

> Steel bar with zinc alloy feet, stainless steel effect

Fixings

Length	Hole centres
170 mm	128 mm
202 mm	160 mm
234 mm	192 mm
298 mm	256 mm
362 mm	320 mm
490 mm	448 mm

**Pull handle**

> Aluminium with zamac feet

Fixings

Length	Hole centres
160 mm	160 mm
177 mm	160 mm

Ends/centre  
Polished chrome/anodised aluminium

**Bar handle**

> Aluminium, polished chrome finish

Fixings

Length	Hole centres
272 mm	192 mm
464 mm	384 mm
560 mm	480 mm

**Bar handle**

> Aluminium, stainless steel effect body, with polished chrome insert


Fixings

Length	Hole centres
204 mm	192 mm
268 mm	256 mm
364 mm	352 mm

## Handles

Handles define the style of any kitchen, whether you're looking for modern handles or something more traditional, our high quality range will house a style that will compliment your kitchen perfectly.

#### Trim handle

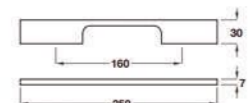


> Aluminium, polished chrome finish



Length	Hole centres
147 mm	128 mm
297 mm	256 mm

#### Pull handle

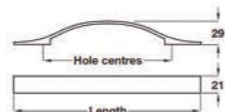


> Aluminium



Finish
Polished chrome
Stainless steel effect

#### CHISWICK handle

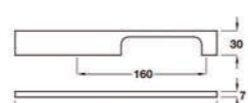


> Zinc alloy



Length	Hole centres	Polished chrome	Brushed nickel
232 mm	160 mm		
328 mm	256 mm		

#### Pull handle



> Aluminium



Finish
Polished chrome
Stainless steel effect

## Handles

Handles define the style of any kitchen, whether you're looking for modern handles or something more traditional, our high quality range will house a style that will compliment your kitchen perfectly.

## Mono Waste Bin

The Mono waste bin is ideal if you want a subtle place for your waste. The lid opens with the opening of the cabinet door and can be hinged on the left or right. Ideal for sink base units. Available in stainless steel/black (as pictured) and cream/white.



Bin available in 12 litre and 15 litre

## Accessories

Browse our range of accessories to help make life easier in the kitchen. From pullout storage accessories to LED lighting, we'll help make your kitchen ergonomic as possible.



## Tandem Waste Bin

The Tandem waste bin is designed to be withdrawn from the cabinet whilst the lid remains inside. It incorporates its own runners and is secured to the cabinet floor.



1x 12 litre and 1x 18 litre bins

## Pull Out Baskets

Useful storage space for vegetables, with soft-close mechanisms and ball bearing runners you can store up to 30kg inside. For use in cabinets 300mm wide and up.



Base inserts shown in picture are not included

## Thee-Quarter Carousel

The wire shelf carousel set is the perfect storage accessory for pans. With a height adjustable spindle you can set the height of the shelves to house even the largest of pans and up to 15kg per shelf.



Available for use in 800mm and 900mm cabinets

## Storage Basket Pull Out

The double basket pull out provides ample space which is ideal for cordial bottles, jars and spices.



## Pull Out Larder

Larder units pull out allowing full access to the contents of every basket. The integrated soft close system ensures quiet, smooth closing of the pull out.



Baskets available in wire and solid base

## Swing Out Corner

This clever storage unit is designed so that the rear baskets automatically follow the front baskets when the door is opened and pulled away from the cabinet. Integrated dampers ensure smooth and quiet use.



Available for use in 800mm to 1000mm cabinets

## Two Tier Wire Shelf

For easy access to wall cabinets, the two tier wire shelf is the perfect accessory. Gas spring operated ensures sturdy operation when in use. Height required from worktop 420mm.



Available for use in 500mm and 600mm cabinets

## Fly Moon Pull Out

The Moon corner pull out can be left and right handed and fixes to the top and base of the cabinet as opposed to the sides. Making it easier to make use of a full cabinet with hard to reach areas.



Available for use in 800 to 1200mm cabinets

## Pull Out Towel Holder

Try the pull out towel holder to fill in a 150mm cabinet. Two rail holders and a storage basket area at the bottom that can hold up to 6kg gives you the stylish space to store your tea towels and extras.



## Swing Out Larder

The larder unit is easy to use; the baskets are pulled out of the cabinet as the door is opened. Baskets can be individually positioned at the required height in the cabinet frame.



Cabinet not included

## Wine Rack Shelf

The wine rack shelf come in a range of widths, for cabinets from 150mm to 600mm. Pictured below are 3 wine rack shelves at 500mm wide to hold 5 bottles per shelf.



4x supports and fixings included


## Wine Rack

This wine rack comes in a 300mm width to store up to 15 bottles and a 500mm version that can hold up to 25 bottles. Ample fixing points are provided for adequate safety.



## 12v LED Wedge

Rectangular or triangular shaped wedge lights, available as single lights or multiple light sets. Available in 3000k Warm white or 6000k Daylight white.



## 12v LED Glass Edge

LEDs direct light through the glass edge and also through oval spaces within the top profile edge to give two light sources and a unique light effect.



For use with 6-8mm thick glass shelf

## 12v LED Downlight

LED round light, for recess or surface mounting, available as single lights or as multiple light sets. Available in 3000k Warm white or 6000k Daylight white.



To recess mount discard bezel

## 12v LED Plinth Lights

Square or round design plinth lights. Each fitting contains 4 LED diodes.



## 12v Flexible Strip

The flexible strip comes in two variants. One strip has 60 diodes per metre and provides uniform lighting. The other strip has 30 diodes per metre and is ideal for all applications involving direct lighting of furniture or interiors.



Three colour temperatures available. 3200k, 4000k, 6500k

## 12v LED Strip Light

Available in two designs, straight for under cabinet mounting and angled for edge mounting. Easily connect strips together to create a longer light.



## Manufacturers

**AEG**

**ASTRACAST**  
INNOVATION • DESIGN • PERFORMANCE

**belling**  
think of everything

**BOSCH**  
Invented for life

**Electrolux**

**FRANKE**

**gorenje**

**in sinkerator**  
solutions for sinks

**EFF**

**newWORLD**

**prima**

**RANGEMASTER**

**SAMSUNG**

**STOVES**  
Make a statement

**teka**

**Whirlpool**  
DESIGNED TO DELIGHT

**ZANUSSI**

## Appliances

We source and supply appliances from a wide range of manufacturers, giving you scope to choose the perfect appliances for your kitchen.



**Please note:**

The information in this literature is as accurate as possible at time of print/release.

Due to the limitations on photographic reproduction, colours may differ slightly from the actual products shown.

Every effort is made to ensure the information supplied in this brochure is accurate. However it is your responsibility to ensure the products are suitable for your requirements.

All display sets and installations in the Showroom, or shown in any form of printed or electronic media, are there to showcase as many different items as possible, some products may not be installed as they would/should be in the real kitchen installations. IT IS THE RESPONSIBILITY OF THE INSTALLER TO CHECK THE CORRESPONDING MANUFACTURER'S INSTALLATION / MANUFACTURER'S TECHNICAL INFORMATION TO ENSURE THE PRODUCTS CAN BE FITTED IN THE WAY THEY ARE DISPLAYED. We specifically exclude any liability in this regard unless the products are fitted in accordance with the corresponding manufacturer's installation / manufacturer's technical information.

**KITCHEN DOOR CARE INSTRUCTIONS**

**Cleaning**

We recommend the following door cleaning instructions for all of our doors:

- Clean the doors using only a solution of 95% luke warm water with no more than 5% soap.
- **DO NOT** spray anything onto your doors - this includes the solution we recommended above.
- Use a clean damp (not wet) cloth.
- Dry with a soft clean cloth. If it is a timber door run the cloth along the grain direction.
- Any cooking marks must be wiped immediately.
- Do not allow liquids to seep into joints of doors, wipe any spillages immediately.

**DO NOT** use any of the products listed below to clean the door as it may mark and damage the surface:

- Wax furniture polish.
- Bleach / chlorine based cleaning products.
- Abrasive cleaners
- Solvents
- Multi-purpose cleaners
- Alcohol based cleaners
- Ammonia or any other similar product
- Scouring pads or abrasive cloths

# ABSTRACT

[www.abstractNW.co.uk](http://www.abstractNW.co.uk)

Fern Mill  
Haslingden Old Road  
Oswaldtwistle  
Lancashire  
BB5 3RG

**Email:**

[enquiries@abstractNW.co.uk](mailto:enquiries@abstractNW.co.uk)

**Tel:**

01254 490357  
07766 628189